

Your snooooooze Distribution Partner

SIZING GUIDE

DEFINITION	AGE RANGE	SIZE REF
Early intervention	12 to 104 weeks	paediatric
Child	2 year to 6 years	paediatric/small
Junior	6 years to 12 years	small/junior/medium
Teen	12 years to 16 years	medium/adult
Young Adult	16 years to 25	adult
Adult	over 25	adult

Please use this as a visualisation guide, obviously clients age ranges and stature don't always fall into such easily defined categories

Please ask for details of our
EARLY INTERVENTION and ADULT Literature



Please ask for details of our
SLEEP DIARY, TRAINING and PRESENTATIONS,
USER GUIDE, PRESCRIBING and FOLLOW UP documents

Manufactured by

PEACOCKS MEDICAL GROUP, BENFIELD BUSINESS PARK, BENFIELD ROAD, NEWCASTLE UPON TYNE NE6 4NQ

Tel : 0191 2769637 | Fax : 0191 276 9696 | Email : roger@peacocks.net or allison@peacocks.net

POSITIONING • COMFORT • SLEEP

Snooooooze
a flexible sleep system

CHILD RANGE

Suitable and used



in Palliative Care



POSITIONING • COMFORT • SLEEP

Suitable and used



in Palliative Care

PEACOCKS
The Caring Company

SNOOOOOZE

The range is built on the skills of carers and health professionals who have for so long used rolled up towels, pillows, cushions and of course Teddy Bears to position children and we have redesigned them to give cushioning which performs. Either by interfacing to a MATTRESS COVER or for day time, to a THERAPY MAT the system is easy to use and offers a high degree of user compliance; changes of posture are very easy with no fixed shapes, offering also a high degree of carer compliance. Covered in Dartex, a breathable healthcare material, and filled with crumbed visco-elastic foam there is an excellent tactile feel. All elements are rated at 'Crib 5' fire resistance and the removable covers are washable at 95°C for infection control. Our Childrens Range is more a small version of the Adult and the positioning practices are very similar.

SUPINE POSITIONING

By taking the pelvis as a starting place and an aim to deliver a squared off posture, We use a W LEG TROUGH, with or without a WRAP, to draw the legs into mid-line. Spinal posture will then present many different upper body shapes and we use a variety of supports to position. We often work on the head position to help with upper body control, here we look to the STAR or firmer wedges. The HORSESHOE and the BODY ROLL both offer supine positioning solutions.

EXTRA SUPPORT

Snooooooze has evolved as a high user compliance solution due to the gentle approach from well designed and comfortable yet effective cushioning. All clients are different and the solution is a range of supplementary supports that can by degrees increase the postural support. We stop short of absolute control as that's where compliance disappears, not to mention a good nights sleep. Our GATOR is perhaps our most controlling element. Control can be achieved if needed and as an Orthotics Company we are better suited than most to develop special CUSTOM SOLUTIONS.

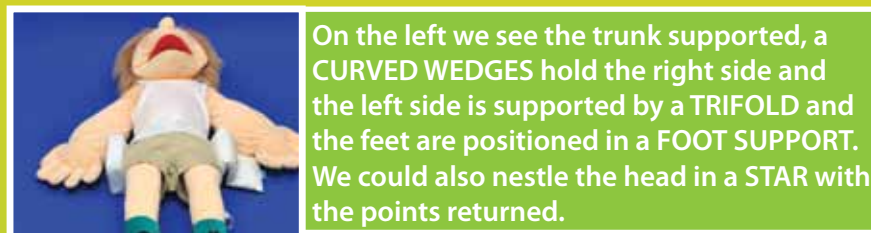


All snooooooze elements have the option to adjust the filling and for this reason the transition from Early Intervention is easy. In some cases the equipment will be used then simply filled out as the child grows.


The W LEG TROUGH shown as a simple alignment cushion, greater support given from a WRAP and if more support needed with supplementary brackets. The head is positioned with a STAR. It is possible to use the W LEG TROUGH with a FOOT SUPPORT



In supine the BODY ROLL offers the option to position either under the legs or under the head, of course you could do both. The HORSESHOE can also be used as a head support, shown above right with supplementary brackets



On the left we see the trunk supported, a CURVED WEDGES hold the right side and the left side is supported by a TRIFOLD and the feet are positioned in a FOOT SUPPORT. We could also nestle the head in a STAR with the points returned.



The GATOR on the leg can also be positioned on a RAMP, we can also position arms in this way

The FOOT SUPPORT is rake adjustable with wedges



We have taken T Rolls to the next level. The snooooooze T- ROLL is in fact two rolls and each given soft adjustable density filling. Very adjustable and client friendly.

POSITIONING • COMFORT • SLEEP



With a STAR for the head, a BODY ROLL around the body and the legs supported we have a stable side lying posture

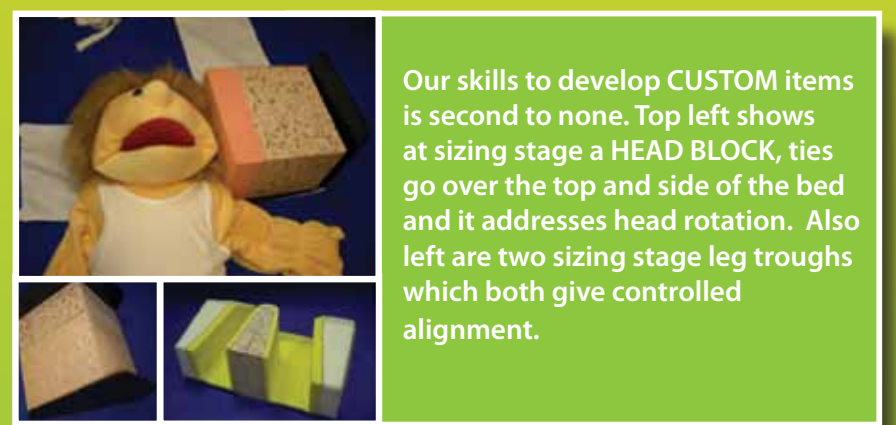
Seen here with the BODY ROLL given some extra support



The BODY ROLL used down the front to give a semi-prone posture



To the right we see the other elements which can be used anywhere here used LONG ROLL under the knees, BANANA between the legs and TAPERED ROLL in the small of the back.



Our skills to develop CUSTOM items is second to none. Top left shows at sizing stage a HEAD BLOCK, ties go over the top and side of the bed and it addresses head rotation. Also left are two sizing stage leg troughs which both give controlled alignment.



POSITIONING • COMFORT • SLEEP

SIDE LYING

The BODY ROLL has heralded a new stage in side lying, replacing the single roll down the back it offers positioning often without the need to interface to a MATTRESS COVER. Alignment of the legs is achieved with a LARGE PILLOW between the legs and the finished posture is balanced by achieving the correct posture at the shoulders and pelvis. The final key, achieving a straight spine is to support and position the head. If there is still the possibility of the client rotating onto their back then we will add supplementary supports. The BODY ROLL can be used for clients whose balance results in them rolling forward by placing down the front, we would still use a LARGE PILLOW between the legs. We achieve excellent results for both right and left side lying which can work well on shortening sides and windswept legs.

SEMI-PRONE

Evolved from our work in side lying this posture is achieved with the BODY ROLL and by bringing the top leg forward of the lower and bringing over the shoulders and pelvis this very comfortable position is achieved. We don't use anything between the legs as this would work against the position.

CUSTOM DEVELOPMENT

We have many years of development on the snooooooze system and our experience is that 97% of our systems go out with no customisation but if needed we can. As an Orthotics Manufacturer we have 35,000 sq.ft. of factory with highly skilled technicians, many who have played a development role in our R&D activities.

MATTRESS COVERS

A fitted sheet with draw string tightening, available in all bed sizes gives us a receptive surface for fixing the elements down.

THERAPY MAT

Used in daytime therapy we have them in sensory rooms, used camping, on trampolines in rebound therapy and very creatively in a sand pit! A new use is to make the system more transportable. If the child stays in various homes the system can easily go with them.